

OUT DOORS

ORGANIZER **2.0**

01

08 SKE 2.0 CEMENTO // **CONCRETE**
14_TERRA CREA
24_PRIMA MATERIA

02

30 SKE 2.0 LEGNO // **WOOD**
38_ESSENCE
40_LES BOIS
48_WOOD SIDE

03

52 SKE 2.0 PIETRA // **STONE**
58_NATIVA
66_PIASENTINA
68_EVOLUTION DU KRONOS
74_LE REVERSE
82_CARRIERE DU KRONOS
88_ROCKS

04

92 CARATTERISTICHE TECNICHE
TECHNICAL CHARACTERISTICS

99 GAMMA PRODOTTI
RANGE

102 INDICAZIONI DI POSA
LAYING INSTRUCTION

6

dedicato
all'OUTDOOR
to the OUTDOOR

SKE2.0

SKE
due
centimetri
MONOLITICO PER ESTERNI

**E COMPLEMENTI
PER LA PROGETTAZIONE**

2CM thick outdoor porcelain

**SLABS WITH COSTUMIZED
TRIMS FOR PROJECTS**

KRONOS PRESENTA
UNA SELEZIONE DI CEMENTI
PIETRE E LEGNI CERAMICI
IN GRES PORCELLANATO
DEDICATI IN PARTICOLARE
ALL'OUTDOOR.
SONO PAVIMENTI
CON **SPESSORE 2 CM** E
PEZZI SPECIALI PROGETTATI
PER GARANTIRE PRATICITÀ,
RESISTENZA E UN'ALTA
RESA ESTETICA
ALL'ARREDO ESTERNO,
MA NON SOLO;
SCALE, BORDI PISCINA.

KRONOS 2CM
THICK OUTDOOR
PORCELAIN SLABS
ARE AVAILABLE
IN CONCRETE,
WOOD AND STONE
EFFECT. THEY
GUARANTEE
ELEGANCE,
PRACTICALITY
AND RESISTANCE
TO ALL OUTDOOR
SPACES INCLUDING
STAIRS AND POOL
EDGES.

due centimetri MONOLITICO PER ESTERNI CONCRETE

SKE2.0


TERRA CREA




CALCE 2.0



CORDA 2.0



LIMO 2.0



POMICE 2.0




MATTONE 2.0


PRIMA MATERIA



CEMENTO 2.0



CENERE 2.0



SANDALO 2.0



floor
60x60
CEMENTO 2.0

wall
29x120
CEMENTO SUNSET 3D

pool edges
SANDALO

elevata resa estetica

high aesthetic performance

**floor**

80x80
CENERE 2.0

wall

29x120
LES BOIS BOCOTE BAGUETTE 3D




TERRA CREA

CALCE




MODERATA VARIAZIONE
MODERATE VARIATION


floor 60x120 CALCE 2.0 | 20,2x20,2 - 20,x30,4 BLOCK CALCE 2.0



TE051 CALCE 2.0
60x120 - 24"x48"



TE056 CALCE 2.0
80x80 - 32"x32"



TE046 CALCE 2.0
60x60 - 24"x24"

BLOCK2.0



TE041 CALCE 2.0
20,2x30,4 - 8"x12"



TE036 CALCE 2.0
20,2x20,2 - 8"x8"



TERRA CREA

CORDA



MODERATA VARIAZIONE
MODERATE VARIATION

floor 60x60 CORDA 2.0



TE053 CORDA 2.0
60x120 - 24"x48"



TE058 CORDA 2.0
80x80 - 32"x32"



TE048 CORDA 2.0
60x60 - 24"x24"

BLOCK2.0



TE043 CORDA 2.0
20,2x30,4 - 8"x12"



TE038 CORDA 2.0
20,2x20,2 - 8"x8"




TERRA CREA

LIMO



MODERATA VARIAZIONE
MODERATE VARIATION

floor 20x120 LES BOIS SLAVONIA **wall** 7,5x30 - 7,5x15 LIMO SPAKKO **platform and flower planter** LIMO 2.0



TE052 LIMO 2.0
60x120 - 24"x48"



TE057 LIMO 2.0
80x80 - 32"x32"



TE047 LIMO 2.0
60x60 - 24"x24"

BLOCK2.0



TE042 LIMO 2.0
20,2x30,4 - 8"x12"



TE037 LIMO 2.0
20,2x20,2 - 8"x8"



TERRA CREA

POMICE




MODERATA VARIAZIONE
MODERATE VARIATION

floor 20,2x30,4 POMICE BLOCK **wall** 80x180 LES BOIS COBOLO **stairs,walkway & flower planters** POMICE 2.0



TE055 POMICE 2.0
60x120 - 24"x48"



TE060 POMICE 2.0
80x80 - 32"x32"



TE050 POMICE 2.0
60x60 - 24"x24"

BLOCK2.0



TE045 POMICE 2.0
20,2x30,4 - 8"x12"



TE040 POMICE 2.0
20,2x20,2 - 8"x8"



TERRA CREA

MATTONE




MODERATA VARIAZIONE
MODERATE VARIATION

floor 60x120 **MATTONE 2.0** **wall** 120x280 **CORDA** **counter** 3,2x20 **MATTONE MOSAICO**



TE054 **MATTONE 2.0**
60x120 - 24"x48"



TE059 **MATTONE 2.0**
80x80 - 32"x32"



TE049 **MATTONE 2.0**
60x60 - 24"x24"


BLOCK2.0



TE044 **MATTONE 2.0**
20,2x30,4 - 8"x12"



TE039 **MATTONE 2.0**
20,2x20,2 - 8"x8"



PRIMA MATERIA

CEMENTO



LIEVE VARIAZIONE
SLIGHT VARIATION

floor 80x80 CEMENTO 2.0



8038 CEMENTO 2.0
80x180 - 32"x72"



8095 CEMENTO 2.0
40x120 - 16"x48"



8090 CEMENTO 2.0
20x120 - 8"x48"



8075 CEMENTO 2.0
80x80 - 32"x32"



8062 CEMENTO 2.0
60x60 - 24"x24"



PRIMA MATERIA

CENERE



LIEVE VARIAZIONE
SLIGHT VARIATION

floor, wall and stairs 40x120 CENERE 2.0



8096 CENERE 2.0
40x120 - 16"x48"



8091 CENERE 2.0
20x120 - 8"x48"



8076 CENERE 2.0
80x80 - 32"x32"



8063 CENERE 2.0
60x60 - 24"x24"



PRIMA MATERIA

SANDALO



V2
LIEVE VARIAZIONE
SLIGHT VARIATION

floor 60x60 SANDALO 2.0 **wall** 29x120 SANDALO SUNSET 3D



8098 SANDALO 2.0
40x120 - 16"x48"



8093 SANDALO 2.0
20x120 - 8"x48"



8077 SANDALO 2.0
80x80 - 32"x32"



8064 SANDALO 2.0
60x60 - 24"x24"



due centimetri

MONOLITICO PER ESTERNI

WOOD

SKE2.0

FINITURA **LEGNO** / WOOD EFFECT

31

ESSENCE



PURE DECK 2.0



AMBRE DECK 2.0



MUSK DECK 2.0

LES BOIS




COBOLO 2.0



SLAVONIA 2.0



SARAWA 2.0



MIX DARK CHEVRY 2.0



SLAVONIA CHEVRY 2.0



SARAWA CHEVRY 2.0

WOOD SIDE



NUT 2.0



OAK 2.0



wall
30x240
NUT 2.0
floor
60x60
BRUGES 2.0



floor
40x120
OAK DOGA 2.0

pavimenti inalterati nel tempo

highly durable
outdoor floors

floor
20x120
OAK 2.0



ESSENCE

PURE DECK
AMBRE DECK
MUSK DECK



V2

LIEVE VARIAZIONE
SLIGHT VARIATION

floor 26,5x180 AMBRE DECK 2.0



ES060 PURE DECK
26,5x180 - 10½"x72"



ES061 AMBRE DECK
26,5x180 - 10½"x72"



ES062 MUSK DECK
26,5x180 - 10½"x72"



LES BOIS

COBOLO



V2

LIEVE VARIAZIONE
SLIGHT VARIATION

wall 60x120 PORFIDO 2.0


floor 40x120 COBOLO 2.0



LB085 COBOLO 2.0
40x120 - 16"x48"



LB130 COBOLO 2.0
20x120 - 8"x48"



LES BOIS

SLAVONIA



V2

LIEVE VARIAZIONE
SLIGHT VARIATION

floor 26,5x180 SLAVONIA 2.0



8058 SLAVONIA 2.0
26,5x180 - 10½"x72"



LB081 SLAVONIA 2.0
40x120 - 16"x48"



LB126 SLAVONIA 2.0
20x120 - 8"x48"



LES BOIS

SARAWA



LIEVE VARIAZIONE
SLIGHT VARIATION

floor 26,5x180 SARAWA 2.0



8056 SARAWA 2.0
26,5x180 - 10½"x72"



LB082 SARAWA 2.0
40x120 - 16"x48"



LB127 SARAWA 2.0
20x120 - 8"x48"



LES BOIS

CHEVRY




V2
LIEVE VARIAZIONE
SLIGHT VARIATION

floor 40x120 MIX DARK CHEVRY 2.0 | 40x120 SLAVONIA CHEVRY 2.0




LB088 MIX DARK CHEVRY 2.0
40x120 - 16"x48"



LB086 SLAVONIA CHEVRY 2.0
40x120 - 16"x48"



LB087 SARAWA CHEVRY 2.0
40x120 - 16"x48"



WOODSIDE

NUT



V3
MODERATA VARIAZIONE
MODERATE VARIATION

floor 26,5x180 NUT 2.0



8055 NUT 2.0
26,5x180 - 10½"x72"



6683 NUT 2.0
20x120 - 8"x48"



6653 NUT DOGA 2.0
40x120 - 16"x48"



WOODSIDE

OAK



V3
MODERATA VARIAZIONE
MODERATE VARIATION

floor 26,5x180 OAK 2.0



8054 OAK 2.0
26,5x180 - 10½"x72"



6681 OAK 2.0
20x120 - 8"x48"



6651 OAK DOGA 2.0
40x120 - 15¾"x47½"



due centimetri

MONOLITICO PER ESTERNI

STONE

SKE2.0

FINITURA **PIETRA** / **STONE** EFFECT

53

NATIVA



LUX VENA 2.0




LUX FALDA 2.0



AURUM VENA 2.0




AURUM FALDA 2.0



TIBUR VENA 2.0




TIBUR FALDA 2.0



LUX ARMIS 2.0




AURUM ARMIS 2.0



TIBUR ARMIS 2.0

PIASENTINA




FALMED 2.0

EVOLUTION DU KRONOS



EVO NOIR 2.0




EVO GRIS FONCE 2.0




EVO GREYGE 2.0

LE REVERSE



NUIT 2.0



TAUPE 2.0



DUNE 2.0



OPAL 2.0

CARRIERE DU KRONOS



NAMUR 2.0



GENT 2.0




BRUGES 2.0

ROCKS



SILVER BLACK 2.0



PORFIDO 2.0



floor
60x120 - 80x80 - 60x60
DUNE CARVED 2.0

wall
29x120
BAGUETTE BOCOTE

table
DUNE ELEGANCE

planter
80x80
DUNE CARVED

kitchen top
60x120
DUNE CARVED



colori inalterati nel tempo

unchanged colors over the time



floor
60x120
OPAL CARVED 2.0

wall
60x120
OPAL CARVED

NATIVA

LUX VENA
LUX FALDA



MODERATA VARIAZIONE
MODERATE VARIATION

wall 80x180 LUX VENA 2.0



NA066 LUX VENA 2.0
80x180 - 32"x72"



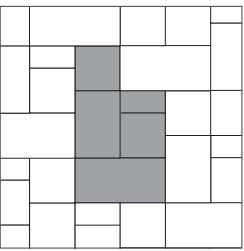
NA069 LUX VENA 2.0
60x120 - 24"x48"



NA072 LUX FALDA 2.0
NA081 LUX FALDA 2.0 *
60x120 - 24"x48"



NA075 LUX FALDA 2.0
NA084 LUX FALDA 2.0 *
60x60 - 24"x24"



NA078 LUX FALDA 2.0
NA087 LUX FALDA 2.0 *
Modulo 120

* HERITAGE



NATIVA

AURUM VENA
AURUM FALDA



MODERATA VARIAZIONE
MODERATE VARIATION

floor 80x180 AURUM VENA 2.0



NA065 AURUM VENA 2.0
80x180 - 32"x72"



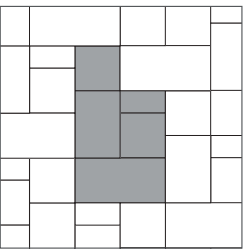
NA068 AURUM VENA 2.0
60x120 - 24"x48"



NA071 AURUM FALDA 2.0
NA080 AURUM FALDA 2.0 *
60x120 - 24"x48"



NA074 AURUM FALDA 2.0
NA083 AURUM FALDA 2.0 *
60x60 - 24"x24"



NA077 AURUM FALDA 2.0
NA086 AURUM FALDA 2.0 *
Modulo 120

* HERITAGE



NATIVA

TIBUR VENA
TIBUR FALDA



MODERATA VARIAZIONE
MODERATE VARIATION

floor modulo 120 TIBUR FALDA HERITAGE 2.0



NA064 TIBUR VENA 2.0
80x180 - 32"x72"



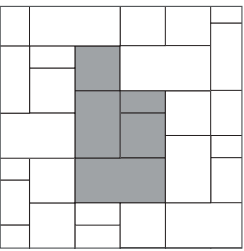
NA067 TIBUR VENA 2.0
60x120 - 24"x48"



NA070 TIBUR FALDA 2.0
NA079 TIBUR FALDA 2.0 *
60x120 - 24"x48"




NA073 TIBUR FALDA 2.0
NA082 TIBUR FALDA 2.0 *
60x60 - 24"x24"



NA076 TIBUR FALDA 2.0
NA085 TIBUR FALDA 2.0 *
Modulo 120

* HERITAGE




NATIVA

ARMIS



V3
MODERATA VARIAZIONE
MODERATE VARIATION

floor&stair 80x180 LUX ARMIS 2.0




NA090 LUX ARMIS 2.0
80x180 - 32"x72"



NA089 AURUM ARMIS 2.0
80x180 - 32"x72"



NA088 TIBUR ARMIS 2.0
80x180 - 32"x72"



PIASENTINA

FLAMED



MODERATA VARIAZIONE
MODERATE VARIATION

floor 80x180 AURUM VENA 2.0



PS010 FLAMED 2.0
80x180 - 32"x72"



PS012 FLAMED 2.0
40x180 - 16"x72"



PS011 FLAMED 2.0
60x120 - 24"x48"




PS017 FLAMED 2.0
40x120 - 16"x48"



PS013 FLAMED 2.0
60x60 - 24"x24"



PS018 FLAMED 2.0
40x60 - 16"x24"



EVOLUTION DU KRONOS

EVO NOIR



MODERATA VARIAZIONE
MODERATE VARIATION

outdoor floor 100x100 EVO NOIR **indoor floor** 100x100 EVO NOIR 2.0



EV010 EVO NOIR 2.0
100x100 - 40"x40"



EVOLUTION DU KRONOS


EVO GRIS FONCE




V3

MODERATA VARIAZIONE
MODERATE VARIATION

floor 100x100 EVO GRIS FONCE 2.0



EV011 EVO GRIS FONCE 2.0
100x100 - 40"x40"



EVOLUTION DU KRONOS

EVO GREYGE



MODERATA VARIAZIONE
MODERATE VARIATION

outdoor floor 100x100 EVO GREYGE 2.0 **indoor floor** 100x100 EVO GREYGE



EV012 EVO GREYGE 2.0
100x100 - 40"x40"



LE REVERSE

NUIT




MODERATA VARIAZIONE
MODERATE VARIATION

floor 80x80 NUIT CARVED 2.0




8039 NUIT CARVED 2.0
80x180 - 32"x72"



RS189 NUIT CARVED 2.0
80x80 - 32"x32"



RS184 NUIT CARVED 2.0
60x120 - 24"x48"



RS179 NUIT CARVED 2.0
60x60 - 24"x24"



LE REVERSE

TAUPE




V3
MODERATA VARIAZIONE
MODERATE VARIATION

floor and stairs 60x120 TAUPE CARVED 2.0



RS188 TAUPE CARVED 2.0
80x80 - 32"x32"



RS183 TAUPE CARVED 2.0
60x120 - 24"x48"



RS178 TAUPE CARVED 2.0
60x60 - 24"x24"



LE REVERSE

DUNE



V3
MODERATA VARIAZIONE
MODERATE VARIATION

floor 80x80 DUNE CARVED 2.0



RS187 DUNE CARVED 2.0
80x80 - 32"x32"



RS182 DUNE CARVED 2.0
60x120 - 24"x48"



RS177 DUNE CARVED 2.0
60x60 - 24"x24"



LE REVERSE

OPAL



V3
MODERATA VARIAZIONE
MODERATE VARIATION

floor 60x120 OPAL CARVED 2.0
swimming pool edge OPAL CARVED 2.0




RS186 OPAL CARVED 2.0
80x80 - 32"x32"



RS181 OPAL CARVED 2.0
60x120 - 24"x48"



RS176 OPAL CARVED 2.0
60x60 - 24"x24"



CARRIERE DU KRONOS

NAMUR



V3

MODERATA VARIAZIONE
MODERATE VARIATION

floor 60x60 NAMUR 2.0



8355 NAMUR 2.0
60x60 - 24"x24"

BLOCK2.0



9505 NAMUR 2.0
20,2x30,4 - 8"x12"



9500 NAMUR 2.0
20,2x20,2 - 8"x8"



CARRIERE DU KRONOS

GENT



V3

MODERATA VARIAZIONE
MODERATE VARIATION

floor 80x80 GENT 2.0



© Quellenhof Luxury Resort Lazise, Lago di Garda



8356 GENT 2.0
60x60 - 32"x32"

BLOCK2.0



9506 GENT 2.0
20,2x30,4 - 8"x12"



9501 GENT 2.0
20,2x20,2 - 8"x8"



CARRIERE DU KRONOS

BRUGES



V3
MODERATA VARIAZIONE
MODERATE VARIATION

floor 60x60 BRUGES 2.0



8357 BRUGES 2.0
60x60 - 32"x32"

BLOCK2.0



9507 BRUGES 2.0
20,2x30,4 - 8"x12"



9502 BRUGES 2.0
20,2x20,2 - 8"x8"



ROCKS

PORFIDO



V2
LIEVE VARIAZIONE
SLIGHT VARIATION

wall 120x240 PORFIDO 2.0 floor 80x180 PORFIDO 2.0



8037 PORFIDO 2.0
80x180 - 32"x72"



8097 PORFIDO 2.0
40x120 - 16"x48"

BLOCK2.0



9515 PORFIDO 2.0
20,2x30,4 - 8"x12"



9510 PORFIDO 2.0
20,2x20,2 - 8"x8"



ROCKS

SILVER BLACK




V4
FORTE VARIAZIONE
SUBSTANTIAL VARIATION


floor 26,5x180 OAK 2.0
pool SILVER BLACK 2.0 bordo a L



7366 SILVER BLACK 2.0
60x120 - 24"x48"



7361 SILVER BLACK 2.0
60x60 - 24"x24"



SKE2.0

caratteristiche tecniche TECHNICAL CHARACTERISTICS

Economico, leggero, ingelivo, antiscivolo (R11), ignifugo, isolante termico, removibile è il prodotto ideale per esterni residenziali come patio, terrazze, gazebo, piscine, giardini, vialetti, scale, balconi, solai; o commerciali come distese estive di bar e ristoranti, aree esterne di centri benessere, piscine, zone balneari, camminamenti.

SKE Monolitico 2.0 è un'innovativa soluzione realizzata in gres fine porcellanato di spessore 2cm. Consente di creare un piano di calpestio autoportante e senza incollaggi dalle ottime rese estetiche e tecniche, senza lavorazioni aggiuntive, come rinforzi. Rappresenta il prodotto ideale per la sopraelevazione, garantendo traffici medio pesanti (Classe 3).

Affordable, light, frost-proof, anti-slip (R11), flame resistant, heat insulator, removable is ideal both for residential outdoor, such as patios, terraces, gazebos, swimming-pools, gardens, garden paths, stairs, balconies, attics, and for commercial outdoor such as bar and restaurant' dehors, spa's exterior, swimming-pools, beach resorts and walkways.

SKE 2.0 slab is an innovative solution made of fine gres porcelain stoneware, 2cm thickness.

It creates a free-standing and not glued floor with an excellent aesthetic and technical performances without additional processing, such as reinforcement.


SKE 2.0 slab stands for the ideal product for pedestal set, assuring medium to heavy traffic (Class 3).

CLASSI DI CARICO DI ESERCIZIO
LOAD-BEARING CLASSIFICATION $\geq 3 \text{ kN}$

≡ 2CM

perché scegliere 2 centimetri?

WHY CHOOSE 2 CM?



Resistenza agli sbalzi termici.

Thermal shock resistance.



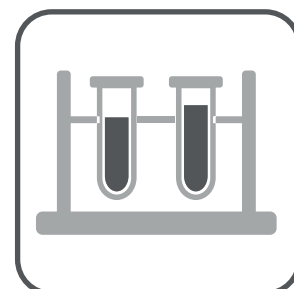
Resistenza al gelo.

Frost resistance.




Resistenza al fuoco.

Fire resistance.



Resistenza alle macchie, acidi e prodotti chimici.

Resistant to stains, acid and chemicals.



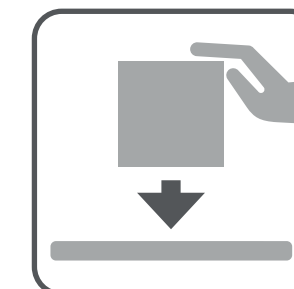
Facile da posare.

Easy to install.



Rimovibile e riutilizzabile.

Removable and reusable.



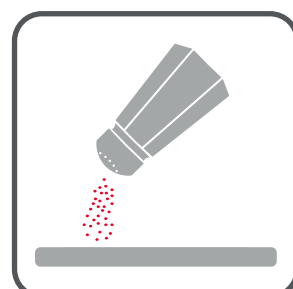
Installazione versatile. Varie possibilità di posa, quali sopraelevata, su erba, e su fondo morbido.

Versatile installation. Various installation methods including pedestal set, grass and gravel.



Nessuna manutenzione.

Virtually no maintenance.



Resistenza alla corrosione del sale.

Resistant to corrosion from salt.




Resistenza alla muffa, muschio e trattamenti verdegama.

Resistant to attack from mould, moss and verdigris treatments.



Resistenza alla fioritura e all'insorgere di aloni.

Resistant to floescence and formation of dark halos.



Durevole: resistenza all'alto traffico pedonale e su ruota.

Durable: withstands heavy foot and wheel traffic.




Facile da pulire.

Easy to clean.




Resistenza allo scivolamento.

Slip resistance.




Utilizzo in contesti asciutti, bagnati e sommersi.

Dry, wet, and submerged applications.



Resistenza ai carichi di rottura.

High breaking load.



Ipoallergenico. Non rilascia inquinanti.

Hypoallergenic. No VOC.



Facile da sterilizzare.

Easy to sterilize.




Manutenzione ecologica.

Eco-friendly maintenance.



Riciclabile ed ecologico.

Recyclable and ecological.



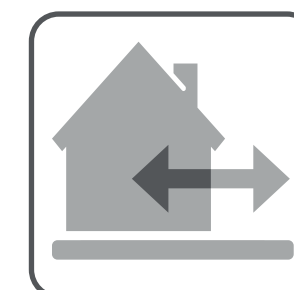
Colori inalterati nel tempo.

Colors remains unchanged over time.



Disponibile in un'ampia gamma di colori/finiture.

Available in a broad range of colors/styles.



Uso esterno + interni coordinati + pezzi speciali come bordi piscina e scalini.

Outdoor application + coordinated indoors + special pieces such as pool edges and steps.

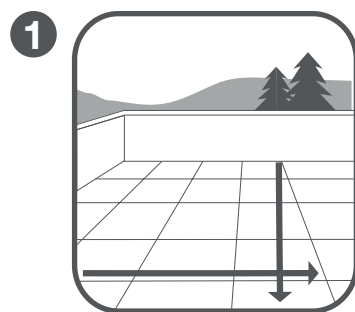


Importante risparmio grazie all'eccezionale ciclo di vita del prodotto.

Exceptional life cycle-cost = best value.

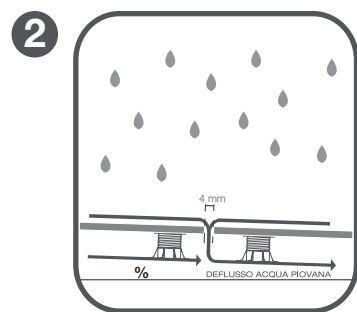
perché scegliere la posa sopraelevata?

WHY CHOOSE RAISED FLOOR?



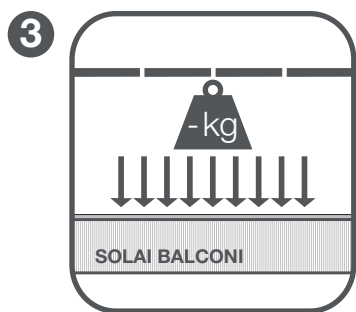
Dal punto di vista estetico, consente di ottenere pavimentazioni continue ad un'unica pendenza, senza corpi di recupero a vista per l'acqua (come griglie o scarichi).

From an aesthetic point of view, it allows for planar and uniform surfaces with no uneven levels or visible water drainage systems (grids or water discharge pipes).




Il leggero spazio tra un pannello e l'altro consente un rapido e adeguato deflusso delle acque in eccesso. Facile da pulire. (Vedi pulizia e manutenzione / consigli di posa a pag. 102.)

The slight gap between gres slabs allows a quick water drainage. Easy to clean. (See cleaning and maintenance / laying instruction at page 102.)




Minor carico su solai e balconi, evitando l'ultimo strato di caldana e colla.

Less load bearing in attics and on balconies as the last layer of concrete and glue is not necessary.



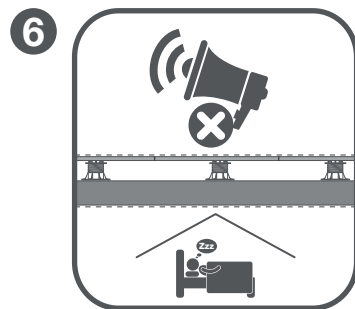
Ingelivo, assorbe le dilatazioni termiche della soletta, causa diretta dei cedimenti delle pavimentazioni esterne posate tradizionalmente.

Frost resistant, it absorbs the thermal expansions of the concrete substrate, the direct cause of traditional external flooring subsidences.



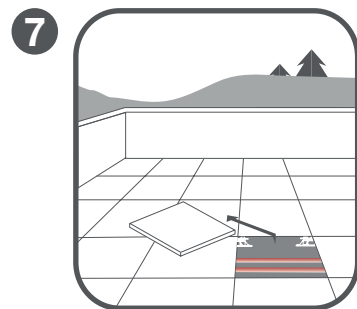
L'intercapedine tra pavimento e soletta favorisce il miglior isolamento termico.

The gap between the floor and the concrete substrate fosters thermal insulation.




Favorisce l'isolamento acustico.

Best acoustic insulation.




Tubazioni nascoste ma facilmente ispezionabili.

Hiding pipes but easy to inspect.




Velocità di posa.

Speed of installation.



Riciclabile.


Recyclable.



Garanzia di costi inferiori di posa e manutenzione, durata sostanzialmente eterna.













Value for money solution in terms of laying and maintenance, durable over time.







floor
60x60
GREIGE 2.0



RANGE

SKE2.0

COLORS		STONE FINITURA PIETRA											
		EVOLUTION DU KRONOS			LE REVERSE				ROCKS		CARRIERE DU KRONOS		
													
EVO GREYGE	EVO GRIS FONCE	EVO NUIT	NUIT	TAUPE	DUNE	OPAL	PORFIDO	SILVER BLACK	NAMUR	GENT	BRUGES		
SIZES	80x180 32"x72"				8039 nuit 2.0 80x180				8037 porfido 2.0 80x180				
	60x120 24"x48"				RS184 nuit 2.0 60x120	RS183 taupe 2.0 60x120	RS182 dune 2.0 60x120	RS181 opal 2.0 60x120		7366 s. black 2.0 60x120			
<small>FORMATI CONSIGLIATI PER POSA SOPRAELEVATA CON AREA+ RECOMMENDED SIZES FOR RAISED FLOORS WITH "AREA+" SYSTEM</small>	40x180 16"x72"												
	40x120 16"x48"								8097 porfido 2.0 40x120				
	26,5x180 10½"x72"												
	20x120 8"x48"												
	100x100 40"x40"	EVO12 evo greyge 2.0 100x100	EVO11 evo gris foncé 2.0 100x100	EVO10 evo nuit 2.0 100x100									
	80x80 32"x32"				RS189 nuit 2.0 80x80	RS188 taupe 2.0 80x80	RS187 dune 2.0 80x80	RS186 opal 2.0 80x80					
	60x60 24"x24"				RS179 nuit 2.0 60x60	RS178 taupe 2.0 60x60	RS177 dune 2.0 60x60	RS176 opal 2.0 60x60	7361 s. black 2.0 60x60	8355 namur 2.0 60x60	8356 gent 2.0 60x60	8357 bruges 2.0 60x60	
	40x60 16"x24"												
	MODULO 120												
BLOCK2.0	20,2x30,4 8"x12"								9515 porfido 2.0 20,2x30,4	9505 namur 2.0 20,2x30,4	9506 gent 2.0 20,2x30,4	9507 bruges 2.0 20,2x30,4	
	20,2x20,2 8"x8"								9510 porfido 2.0 20,2x20,2	9500 namur 2.0 20,2x20,2	9501 gent 2.0 20,2x20,2	9502 bruges 2.0 20,2x20,2	

STONE FINITURA PIETRA									
NATIVA									PIASENTINA
									
LUX VENA	LUX FALDA	AURUM VENA	AURUM FALDA	TIBUR VENA	TIBUR FALDA	LUX ARMIS	AURUM ARMIS	TIBUR ARMIS	FLAMED
NA066 lux vena 80x180		NA065 aurum vena 80x180		NA064 tibur vena 80x180		NA090 lux armis 80x180	NA089 lux armis 80x180	NA088 tibur armis 80x180	PS010 flamed 80x180
NA069 lux vena 60x120	NA072 NA081* lux falda 60x120	NA068 aurum vena 60x120	NA071 NA080* aurum falda 60x120	NA067 tibur vena 60x120	NA070 NA079* tibur falda 60x120				PS011 flamed 60x120
									PS012 flamed 40x180
									PS017 flamed 40x120
	NA075 NA084* lux falda 60x60		NA074 NA083* aurum falda 60x60		NA073 NA082* tibur falda 60x60				PS013 flamed 60x60
									PS018 flamed 40x60
	NA078 NA087* lux falda MODULO 120		NA077 NA086* aurum falda MODULO 120		NA076 NA085* tibur falda MODULO 120				

* HERITAGE

